


Name: _____



UNV 101 King Library Exploration

Instructions: In pairs or individually, use the Libraries' website www.lib.miamioh.edu to answer the following questions. Some questions require you to briefly leave the Kamm (110) classroom. Questions requesting a selfie or photo will be preceded by a camera icon, like this: 

1. How many databases do the Libraries subscribe to? Write down the number.
(hint: click on the **Databases A-Z** button to find out)

2. Librarians have created specialized guides for specific majors and classes. Click on the **Subject & Course Guides** button on the Libraries' homepage to view the list of guides.
 - a. Is there a guide for your current or intended major? If yes, write down the link (URL) to the guide (for example: libguides.lib.miamioh.edu/classics)

 - b. Who is the subject librarian for that major? Write down their name and contact information (email or phone number).


 - c. Write down one of the resources listed on the guide that you think looks useful (a database, website, book, etc). Why do you think it looks useful and how might you use it?

3. Write down the name, date and time of one upcoming library workshop that looks interesting or useful to you. (Hint: click on the "Spring Workshop Series" graphic in the **Spotlight** section to find these programs, or navigate to www.lib.miamioh.edu/spring)

4. Pick one of the topics below, or another topic in the humanities or social sciences, and search the library's website to find a book in King Library about it, using the **Books & More** tab.


Topics: Anthropology, Asian Studies, Black World Studies, Classics, Communication, Comparative Religion, Education, English, Gender Studies, Gerontology, Government & Law, History, Interactive Media Studies, Journalism, Latin American Studies, Philosophy, Political Science, Social Work, Sociology, Theatre

- a. What is the title of the book?
 - b. What is the call number of the book?
 - c. 📷 Find the book on the shelf (make sure it's in King Library!) and take a selfie with the book. Show the picture to the librarian leading your class today and get their initials here:
5. 📷 Find the Leisure Reading and New Books section (1st floor) and take a selfie with a title you'd like to read. Show the picture to the librarian leading your class today and get their initials here: (Bonus: check out the book at the Circulation desk!)
 6. Search the **Articles & More** tab for the same, or another, topic. Instead of questions, phrases or sentences, search with keywords. When searching for more than one keyword, combine words using boolean operators AND, OR or NOT. (Ex: pets AND stress)
 - a. How many results do you get?
 - b. On the left side of the page, click on the checkbox to Limit to Peer Reviewed Journals. How many results do you have now?

- c. Find an article in your results that has a yellow “Find it!” button  Click on the button. Is the article available in full text in another database? If so, which database? If not, what other options are listed?

7. **OhioLINK** is a service that connects Miami University Libraries with the majority of other university libraries and some public libraries in the state of Ohio. You can request books from these other libraries, and have them shipped to you for pickup at any of the Miami University Libraries branches.
 - a. Find the OhioLINK tab, on the Libraries’ homepage, and search for a book title, author or topic. Write down the title of a book that you’re able to find in the OhioLINK catalog.

 - b. Name one library in Ohio that has the book.

 - c.  Click on the green Request button and enter Miami University as your institution. Take a picture of the following screen (Note: You don’t need to actually request the book, unless you want to!), show the picture to the librarian leading your class today and get their initials here:

8. If you are ever unable to find a book through both the Miami University Libraries and OhioLINK, you can place an interlibrary loan request. This means that our Libraries staff will attempt to find the book in a library outside of Ohio. Click on the **ILL & Storage Request** button and login. If it’s your first time logging into the system, fill out the contact information form on the landing page. What are two items (other than books) can you request with ILL? (Hint: check out the options listed under “New Request”)

9. You can get online research help using the **Ask Us!** chat service. Find this feature on the library’s website. Ask the librarian on chat for more information about the service:

- a. What kinds of questions can you get help with on chat?
 - b. What hours is the service staffed?
 - c. Write down the name of the librarian who helped you.
10. What are the hours of the Writing Center today? (hint: click on **Library Hours**)
11. Write down one kind of camera you can check out in King Library. (hint: use the **Technology** tab at the top of the homepage, and click on **Equipment for Checkout & Purchase**)
12. What is the URL for Special Collections' website? (hint: use the **Library & Collections** tab at the top of the homepage, and click on **Walter Havighurst Special Collections**)

Once you're done with the above library exploration, please navigate to <http://tinyurl.com/UNV101Noltemeyer> and complete the short survey.
